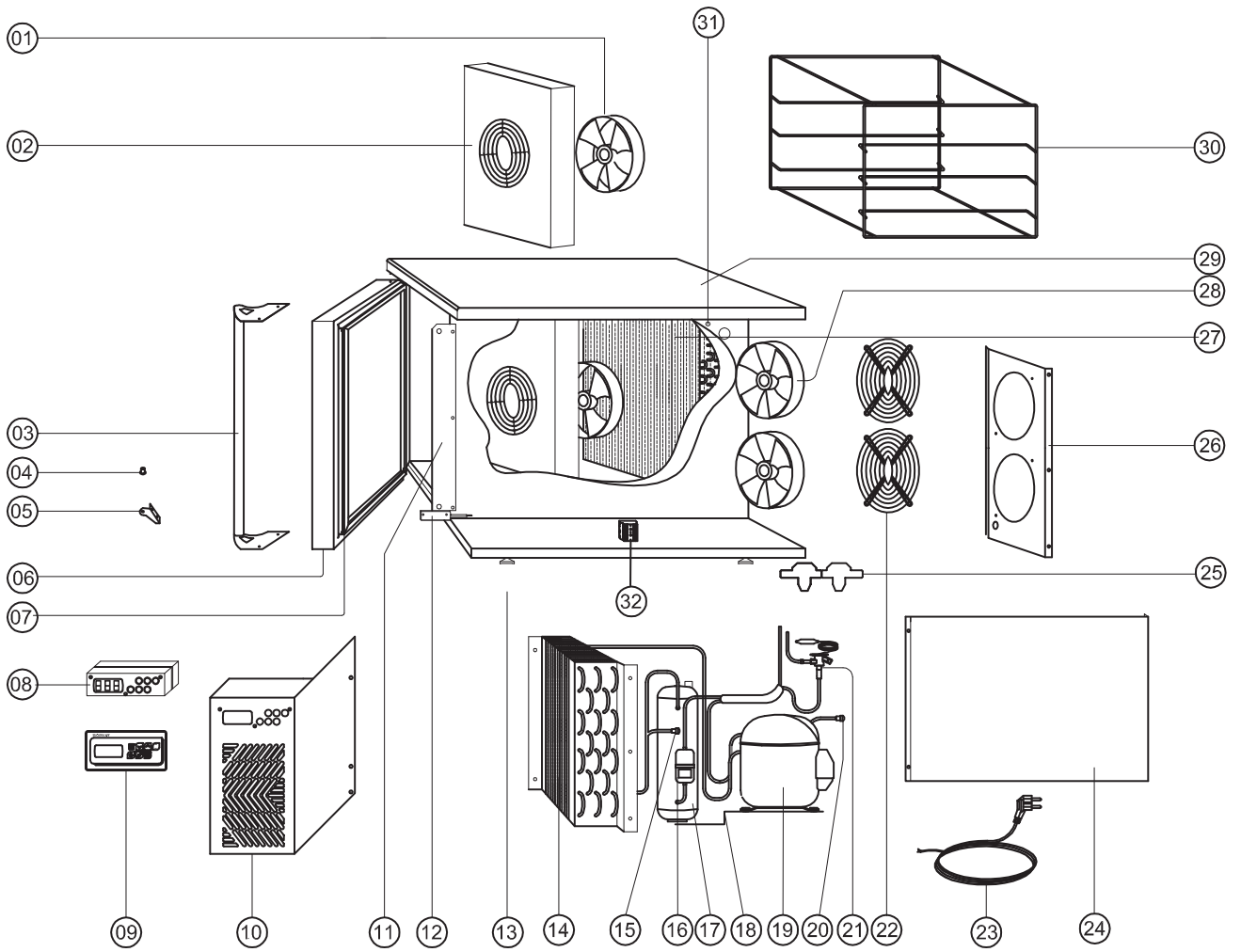






SHF_0523
2018_05



-  (22) External fan grill = 2 Pz.
-  (28) External ventilator = 2 Pz.
-  (13) Rubber foot = 4 Pz.
-  (04) Brass stud = 2 Pz.

SHF_0523
2018_05

| Pozice | Kód | Název |
|--------|-----|----------------------------|
| 1 | | Internal fan |
| 2 | | Internal fan panel |
| 3 | | Door handle steel |
| 4 | | Brass stud |
| 5 | | Lower hinge |
| 6 | | Door |
| 7 | | Door gasket |
| 8 | | Electronic control board |
| 9 | | Electronic control embrane |
| 10 | | Front panel |
| 11 | | Front coupling |
| 12 | | Magnetic switch |
| 13 | | Inox foot |
| 14 | | Condenser |
| 15 | | High pressure connection |
| 16 | | Filter antiacid |
| 17 | | Liquid receiver |
| 18 | | Compressor crankcase |
| 19 | | Compressor |
| 20 | | Low pressure connection |
| 21 | | Termostatic valve |
| 22 | | Externl fan grill |
| 23 | | Power cable |
| 24 | | Technical room panels |
| 25 | | Valve protection cap |
| 26 | | Back fan panel |
| 27 | | Evaporator |
| 28 | | External ventilator |
| 29 | | Stainless steel body shell |
| 30 | | Structure leads guide |
| 31 | | Call probe |
| 32 | | Terminal screw |